

A Look at our Labor Force

kenosha county, wisconsin

THE NUMBERS

Kenosha County

Total Population	168,068
Projected population growth (23% growth by 2040)	206,724
Unemployment rate	3.7%
Median household income	\$54,930
Mean travel time to work	25.9 mins.

In the last ten years, Kenosha County's population has grown more than 11% making it the second-fastest growing county in the state. This rate is faster than the U.S. & Wisconsin.


"It's critical that we attract the very best talent - we have those forward thinkers in this company."

- Debra Waller,
Chair & CEO,
Jockey
International

JOCKEY

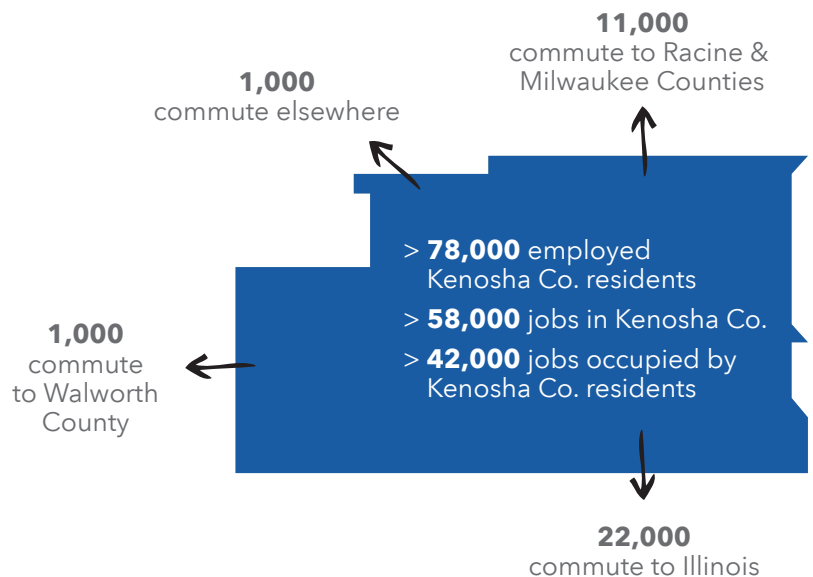
Comparisons

County	Kenosha	Lake	Racine	Walworth
Population 20-64 years	100,799	417,050	115,985	61,489
In labor force	91,080	379,304	99,226	57,695
Median age	36	37	39	38



3.5 MILLION+ PEOPLE

live within a 45-minute
commuting distance
of Kenosha County



COMMUTING PATTERNS

46%

of Kenosha County's employed commute
outside of the County to work



EDUCATION

The Kenosha Area has three institutions for higher learning including a public university: the University of Wisconsin - Parkside; a private liberal arts college: Carthage College; and Gateway Technical College. Additionally, several regional institutions have elected to maintain campuses in the Kenosha Area, including Herzing and Concordia Universities.

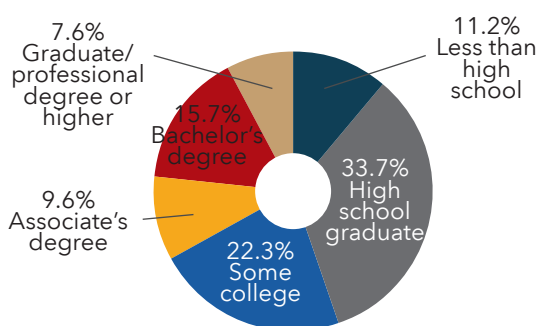
Wisconsin has the second-highest high school graduation rate in the nation at 87%.



3,500+

number of higher education degrees awarded annually to students attending one of the five institutions of higher education operating in Kenosha County

Post-secondary education rates:



INDUSTRY EMPLOYMENT

Largest Private Employers - Kenosha County

Amazon	3,000+
Uline*	1,500-3,000
Snap-on*	500-750
American Girl Brands, LLC	250-500
Associated Wholesale Grocers	250-500
Birchwood Foods/Kenosha Beef*	250-500
Fair Oaks Farms*	250-500
Gordon Food Service	250-500
Jockey International*	250-500
Kenall Manufacturing*	250-500
Meijer, Inc.	250-500
Rust-oleum	250-500
Shiloh Industries	250-500
Emco Chemical Distributors*	100-250
Honeywell	100-250

*Headquarters

WAGES

Average Annual Private Sector Wage

	Kenosha Cty	Lake Cty
Natural resources & mining	\$ 25,107	\$ 33,809
Construction	\$ 49,486	\$ 63,509
Manufacturing	\$ 49,412	\$ 101,873
Trade, transportation, and utilities	\$ 37,347	\$ 63,590
Financial activities	\$ 40,891	\$ 87,710
Professional and business services	\$ 48,200	\$ 73,917
Education & health services	\$ 40,467	\$ 47,791
Leisure and hospitality	\$ 12,963	\$ 28,070
Other services	\$ 22,602	\$ 30,215
Total, all industries	\$ 37,577	\$ 67,231

Top employers by industry

Industry	2012 Avg.	Percent change*
Educational Services	6,255	1.7%
Food Services & Drinking Places	4,959	6.2%
Hospitals	3,181	14.3%
Administrative & Support Services	2,989	9.0%
Executive, Legislative, & Government	2,700	-3.5%
Ambulatory Health Care Services	1,922	6.0%
Merchant Wholesalers, Nondurable Goods	1,527	-4.9%
Nursing & Residential Care Facilities	1,496	-4.5%
Management of Companies & Enterprises	1,465	86.4%

*in last five years



NEED ASSISTANCE?

Kenosha Area Business Alliance, Inc. (KABA)
 5500 Sixth Avenue, Suite 200, Kenosha, WI 53140
 info@kaba.org | 262.605.1100 | www.kaba.org