

THE NUMBERS

Kenosha County

Total Population	168,068
Projected population growth (26% growth by 2040)	209,670
Unemployment rate	5%
Median household income	\$54,930
Mean travel time to work	25.9 mins.

In the last ten years, Kenosha County's population has grown more than 11% —making it the second-fastest growing county in the state. This rate is faster than the U.S. & Wisconsin.

"It's critical that we attract the very best talent - we have those forward thinkers in this company."

- Debra Waller,
Chair & CEO,
Jockey
International

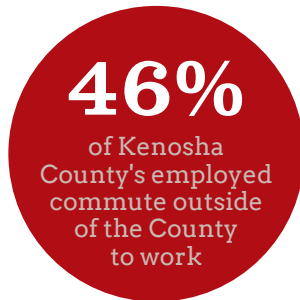
Comparisons

County	Kenosha	Lake	Racine	Walworth
Population 20-64 years	100,799	417,050	115,985	61,489
In labor force	91,080	379,304	99,226	57,695
Median age	36	37	39	38

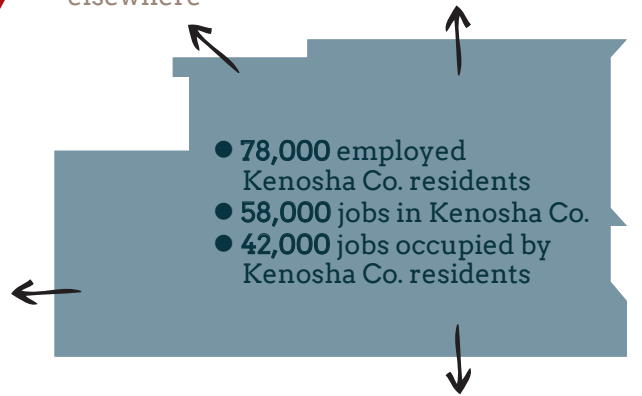


COMMUTING PATTERNS

More than 3.5 million people live within a 45-minute commuting distance of Kenosha County.



1,000 commute elsewhere
11,000 commute to Racine & Milwaukee Counties



1,000 commute to Walworth County

22,000 commute to Illinois



a look at our labor force...



Kenosha County, Wisconsin

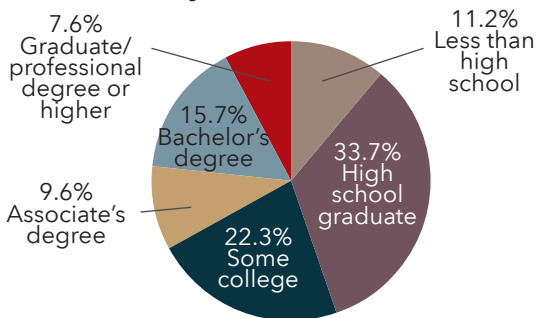
UNEXPECTED kenosha

EDUCATION

The Kenosha Area has three institutions for higher learning including a public university: the University of Wisconsin - Parkside; a private liberal arts college: Carthage College; and Gateway Technical College. Additionally, several regional institutions have elected to maintain campuses in the Kenosha Area, including Herzing, Concordia and Cardinal Stritch Universities.

Wisconsin has the second-highest high school graduation rate in the nation at 87%.

Post-secondary education rates:



INDUSTRY EMPLOYMENT

Major Employers in Kenosha County

Kenosha Unified Schools	2,000+
United Hospital System*	2,000+
Amazon	2,000+
Aurora Health Care	1,000 - 1,999
Kenosha County	1,000 - 1,999
Uline*	1,000 - 1,999
Snap-on*	500 - 999
Kenall Manufacturing*	500 - 999
City of Kenosha	500 - 999
Gateway Technical College	500 - 999
Carthage College	500 - 999
UW-Parkside	500 - 999
Birchwood Foods* (Kenosha Beef)	250 - 499
EMCO Chemical Distrib.*	250 - 499
Jockey International*	250 - 499

*Headquarters

WAGES

Average Annual Private Sector Wage

	Kenosha Cty	Lake Cty
Natural resources & mining	\$ 25,107	\$ 33,809
Construction	\$ 49,486	\$ 63,509
Manufacturing	\$ 49,412	\$ 101,873
Trade, transportation, and utilities	\$ 37,347	\$ 63,590
Financial activities	\$ 40,891	\$ 87,710
Professional and business services	\$ 48,200	\$ 73,917
Education & health services	\$ 40,467	\$ 47,791
Leisure and hospitality	\$ 12,963	\$ 28,070
Other services	\$ 22,602	\$ 30,215
Total, all industries	\$ 37,577	\$ 67,231

Top employers by industry

Industry	2012 Avg.	Percent change*
Educational Services	6,255	1.7%
Food Services & Drinking Places	4,959	6.2%
Hospitals	3,181	14.3%
Administrative & Support Services	2,989	9.0%
Executive, Legislative, & Government	2,700	-3.5%
Ambulatory Health Care Services	1,922	6.0%
Merchant Wholesalers, Nondurable Goods	1,527	-4.9%
Nursing & Residential Care Facilities	1,496	-4.5%
Management of Companies & Enterprises	1,465	86.4%

*in last five years

a look at our labor force...