



## **KENOSHA AREA BUSINESS ALLIANCE**

DRIVING

Economic Development in Kenosha County

### **2005 Holiday Survey Report**

***This report is provided to participating members at no charge as a benefit of membership. Thank you for your participation!***

Holiday Survey  
Effective: February 2005  
Released: February 2005



**KENOSHA AREA BUSINESS ALLIANCE**  
**DRIVING**  
 Economic Development in Kenosha County

**2005 KABA Holiday Survey Results**



Launch Date	02/07/2005 - 10:57 AM
Modified Date	
Close Date	02/25/2005 - 9:35 AM
Email Invites	0
Visits	116
Partials	5
Completes	85



1. Was your organization closed on Martin Luther King Jr. Day, Monday, January 17?		Number of Responses	Response Ratio
Yes		10	12%
No		75	88%
<b>Total</b>		85	100%



2. Will your organization be closed on Presidents Day, Monday, February 21?		Number of Responses	Response Ratio
Yes		2	2%
No		83	98%
<b>Total</b>		85	100%



3. Will your organization be closed the entire day on Good Friday, March 25?		Number of Responses	Response Ratio
Yes		28	33%
No		57	67%
<b>Total</b>		85	100%



4. Will your organization be closed a half-day on Good Friday, March 25?		Number of Responses	Response Ratio
Yes		13	23%
No		44	77%
<b>Total</b>		57	100%



5. Will your organization be closed on Easter Monday, March 28?		Number of Responses	Response Ratio
Yes		14	16%
No		71	84%
<b>Total</b>		85	100%



6. Will your organization be closed on Independence Day, Monday, July 4?		Number of Responses	Response Ratio
Yes		81	95%
No		4	5%
<b>Total</b>		85	100%



7. Will your organization be closed on Labor Day, Monday, September 5?		Number of Responses	Response Ratio
Yes		81	95%
No		4	5%
<b>Total</b>		85	100%



8. Will your organization be closed on Thanksgiving, Thursday, November 24?		Number of Responses	Response Ratio
Yes		82	96%
No		3	4%
<b>Total</b>		85	100%



9. Will your organization be closed on both Thanksgiving Day and Friday, November 25?		Number of Responses	Response Ratio
Yes		57	67%
No		28	33%
<b>Total</b>		85	100%



10. Will your organization be closed Thanksgiving Day and a half-day on Friday, November 25?		Number of Responses	Response Ratio
Yes		1	4%
No		27	96%
<b>Total</b>		28	100%



11. Will your organization be closed for the Christmas Holiday on Friday, December 23?		Number of Responses	Response Ratio
Yes		47	55%
No		38	45%
<b>Total</b>		85	100%

12. Will your organization be closed a half-day on Friday, December 23 for the Christmas Holiday?		Number of Responses	Response Ratio
Yes		3	8%
No		35	92%
<b>Total</b>		38	100%

13. Will your organization be closed on Monday, December 26 for the Christmas Holiday?		Number of Responses	Response Ratio
Yes		67	79%
No		18	21%
<b>Total</b>		85	100%

14. Will your organization be closed the entire day on Friday, December 30 for the New Years Holiday?		Number of Responses	Response Ratio
Yes		38	45%
No		47	55%
<b>Total</b>		85	100%

15. Will your organization be closed a half-day on Friday, December 30, for the New Years Holiday?		Number of Responses	Response Ratio
Yes		7	15%
No		40	85%
<b>Total</b>		47	100%

16. Will your organization be closed on Monday, January 2, 2006 for the New Years Holiday?		Number of Responses	Response Ratio
Yes		54	64%
No		31	36%
<b>Total</b>		85	100%